



## Output Specifications:

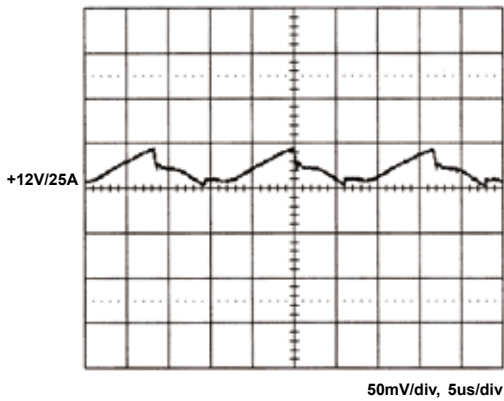
MODEL NO.	OUTPUT RAIL	LOAD				INITIAL ACCURACY	STEP EFFICIENCY			AVERAGE EFFICIENCY
		MIN.	RATED	MAX.	PEAK		@ 20% LOAD	@ 50% LOAD	@ 100% LOAD	
SNP-V307-C	+12V	0A	25A	33.3A	40A	+11.9V~+12.1V	> 84%	> 90%	> 89%	87.6%
SNP-V309-C	+24V	0A	12.5A	16.7A	20A	+23.9V~+24.1V	> 85%	> 90%	> 90%	88.3%

### Note:

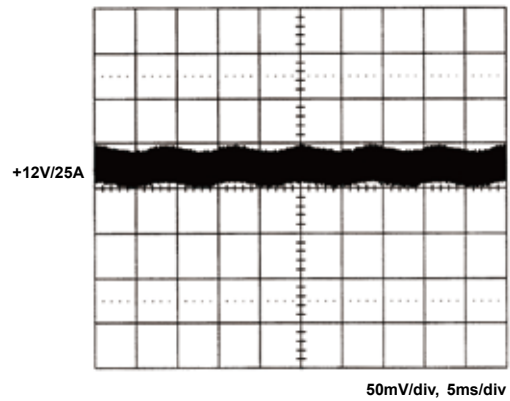
- Output Load:**  
300W for convection cooling; 400W for forced air cooling.
- Peak Load Duration:**  
Peak 480W can last for 5 sec.
- Isolation Grade:**  
Primary ↔ Ground : 1MOPP (1500Vac)  
Primary ↔ Secondary : 2MOPP (4000Vac)  
Secondary ↔ Ground : 1MOPP (1500Vac)
- Leakage Current:**  
Earth leakage current < 300uA  
Touch current < 100uA

**Performance for SNP-V307-C (input voltage is 115VAC, unless others specified):**

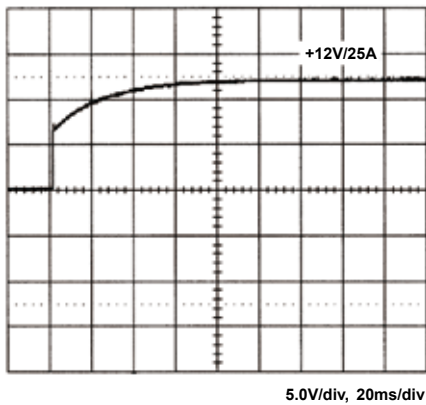
1. Switching frequency ripple



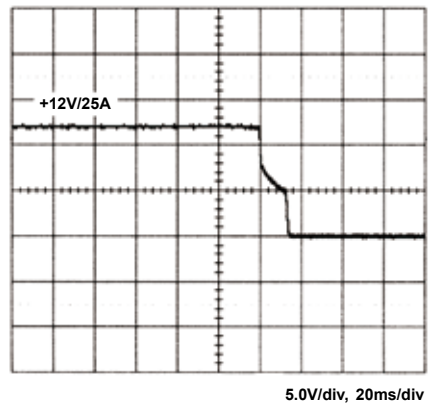
2. Line frequency ripple



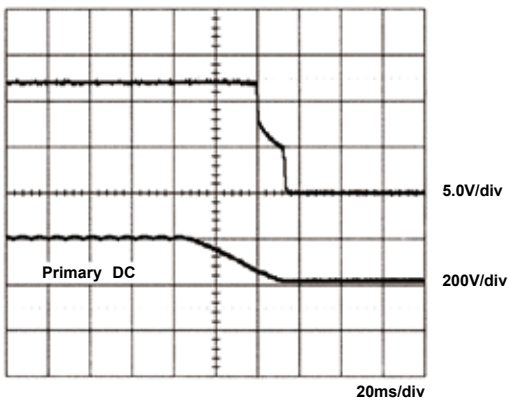
3. Output turn on wave form



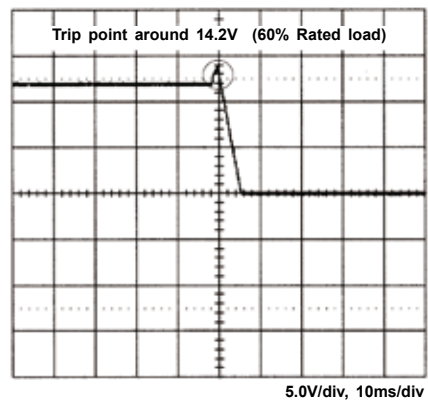
4. Output turn off wave form



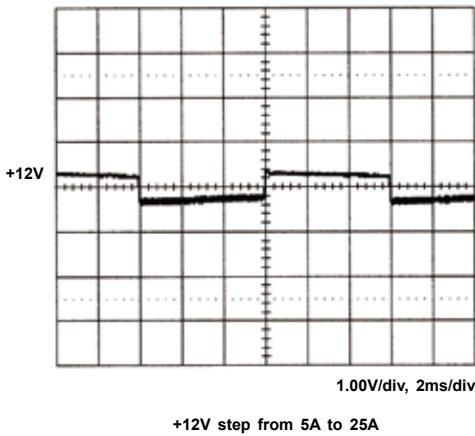
5. Hold-up time



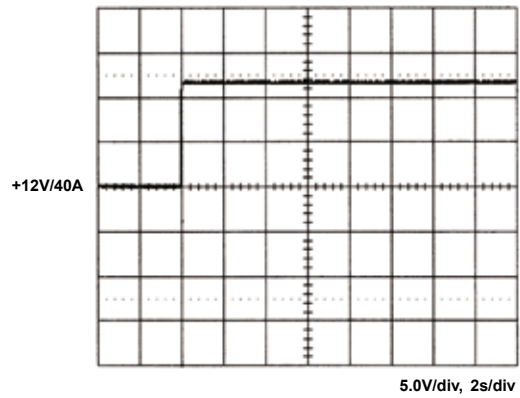
6. Over voltage protection



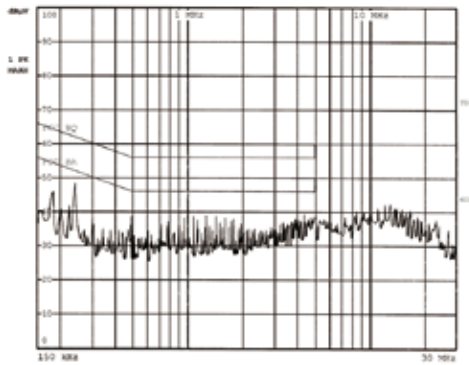
7. +12V step response



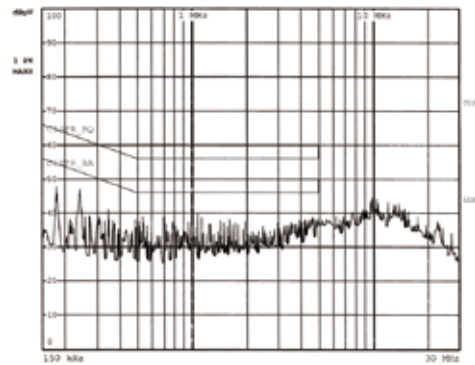
8. Peak load



9. FCC B



10. EN55011 22 B



11. Power derating curve

