



Features

- 2" x 4" footprint
- High efficiency up to 91%
- High Power Density up to 11W/in³
- ITE & Medical Dual Safety Approvals
- Built-in Active PFC

Model Selection



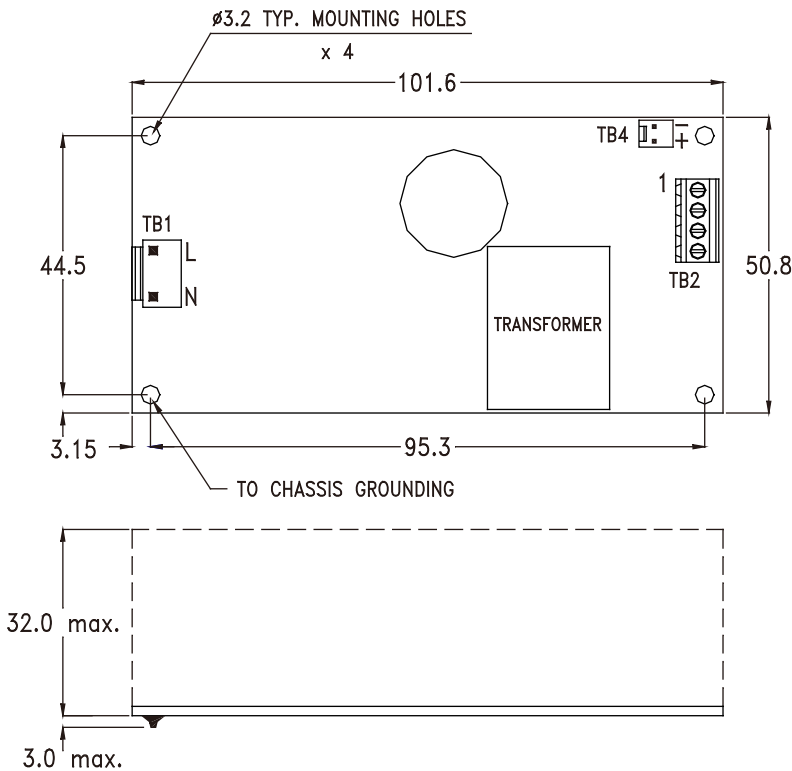
Model No.	Output Rail	Load				Initial Accuracy*	Ripple & Noise	Efficiency
		Min	Rated	Max	Peak*			
SNP-G127	+12V	0A	10.0A	12.5A	16.7A	+11.9V~+12.1V	120mVpp	90%
SNP-G128	+15V	0A	8.0A	10.0A	13.4A	+14.9V~+15.1V	100mVpp	90%
SNP-G125	+18V	0A	6.6A	8.3A	11.1A	+17.9V~+18.1V	150mVpp	90%
SNP-G129	+24V	0A	5.0A	6.3A	8.3A	+23.9V~+24.1V	150mVpp	90%
SNP-G12G	+28V	0A	4.2A	5.4A	7.2A	+27.9V~+28.1V	150mVpp	90%
SNP-G12J	+36V	0A	3.3A	4.2A	5.6A	+35.8V~+36.2V	200mVpp	91%
SNP-G12T	+48V	0A	2.5A	3.1A	4.2A	+47.8V~+48.2V	250mVpp	91%

General Specifications

– Input & Output –		– EMC –	
Input voltage range	90VAC to 264VAC	Emission	FCC/CISPR, level B
Label voltage	100VAC to 240VAC	Harmonic currents	EN61000-3-2, class D
Nominal line voltage	115VAC/230VAC	Voltage flicker	EN61000-3-3
Input frequency range	47Hz to 63Hz	ESD	EN61000-4-2, criterion A
Inrush current*	<30A at 115VAC, <60A at 230VAC		6kV contact, 8kV air discharge
Average efficiency*	>87%	Radiated immunity	EN61000-4-3
Line regulation	<±0.5%		10V/M with 80% AM, criterion A
Load regulation	<±1%	EFT/Burst	EN61000-4-4, 2kV, criterion A
Hold-up time	20ms typ.	Surge	EN61000-4-5
– Protection –			1kV L-L, 2kV L-E, criterion A
Over Voltage*	Latch-off	Conducted immunity	EN61000-4-6
Over Load/Short	Auto-recovery		10V with 80% AM, criterion A
– Environmental –		MS	EN61000-4-8, 10A/m, criterion A
Operating temperature	-20°C to +70°C	Voltage dips	EN61000-4-11
Cooling	Convection for rated load		30% dips 10ms, criterion A
	8CFM forced air for max load		60% dips 100ms, criterion C
Power derating	Refer to Power Derating Curve	– Safety –	
Storage temperature	-40°C to +85°C	Approvals	60950-1, 2 nd edition (TUV, UL, CSA)
Relative humidity	5% to 90% RH, non-condensing		60601-1, 3 rd edition (TUV, UL, CSA)
Operating altitude	0 to 3000m		CB Report, CE Mark
MTBF*	>0.18Mhr		

Notes

- All specifications without special notices are defined at nominal line, rated load and 25°C.
- To order medical model, please add suffix "-M" in the end of the ITE model name, e.g. SNP-G127-M.
- Initial accuracy is set at 60% rated load and 115VAC input.
- Peak load can last 2 seconds with 10% duty cycle and average power < 100W.
- Ripple & Noise is defined with 20MHz BWL oscilloscope and 1X probe with 0.47uF output capacitor.
- Inrush current is defined at 25°C cold start and EMI capacitors are excluded.
- Over voltage protection mode is defined at 60% rated load.
- Average efficiency is the average efficiency value of 25%, 50%, 75% and 100% rated load at nominal line input.
- MTBF is calculated according to MIL-HDBK-217F at rated load/nominal line input and 45°C ambient temperature.
- All specifications subject to change without notice.
- This datasheet is only for model selection. Please contact sales@skynetpower.com.tw for formal specification.



Output Pin

TB2	1	2	3	4
Pin assignment	+V		RTN	

Connector type*

- TB1 AC input : JST B2P3-VH
- TB2 DC output : Terminal Blocks
- TB3 fan output : Molex 5045-02A

Dimensions

- WxLxH : 2" x 4" x 1.28"
50.8 x 101.6 x 32.5 (mm)

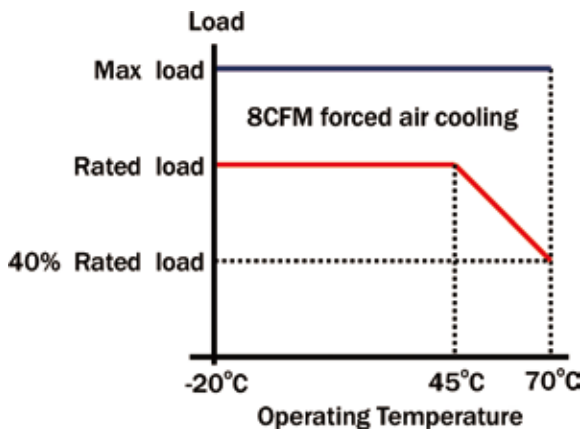
Packing

- Net weight : 160g approx./unit
- Carton size (mm) : 446(L) x 412(W) x 287(H)
- Quantity : 80 units / carton
- Gross weight : 16kg approx./carton

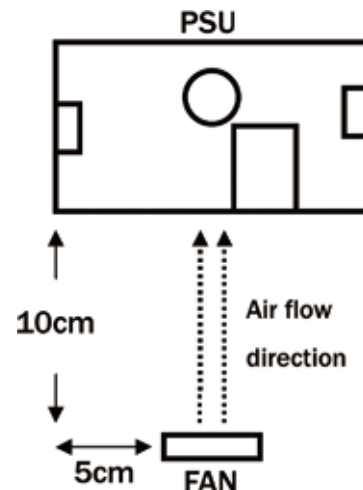
Notes

- For all connectors, equivalent types from other vendors could be used.
- Fan output is +12V with max 0.2A.
- Dimensions in left graph are shown in mm.
- Tolerance for dimension is ± 0.4 mm.
- This product is RoHS compliant.

Power Derating Curve



Max. Load Fan Location



Medical Isolation Grade

